



DRIFTWOOD
DESIGN LAB



MélangeTM

MélangeTM

A French word meaning “a mixture or a medley,” Mélange perfectly describes this collection of mixed materials with design influences from Morocco, Italy, Spain and France.

Zellige Tile, Limestone, Marble and Terracotta combine to breath new life into historic designs from these Mediterranean cultures, blending traditions in a celebration of craftsmanship. Cut and mounted by hand, Mélange tiles radiate an authentic beauty that will elevate any space.

Available Patterns



Carthage Mosaic 1" x 3"
Latte



Ostia Mosaic 1" x 4", 2 3/4" x 2 3/4"
Latte



Palermo Mosaic 1" x 4", 2" x 2"
Latte



Provence Mosaic 2" x 2"
Latte



Sevilla Mosaic 1" x 4"
Latte



Tangier Mosaic - 12" x 12" Sheet
Latte



Herringbone 1 1/2" X 10"
Luberon Limestone

All sizes noted are nominal.
*Mosaics are mesh mounted.

Available Shapes



Picket 4" x 10"
Luberon Limestone



3" x 10" Field
Luberon Limestone



4" x 4" Field
Luberon Limestone

Available Trim



Trim 1/2" x 5"
Luberon Limestone

All sizes noted are nominal.



Latte
MEL-CARTHAG-LATTE



Berber
MEL-CARTHAG-BERBER



Sable
MEL-CARTHAG-SABLE

All sizes noted are nominal.
*Mosaics are mesh mounted.



Latte
MEL-OSTIA-LATTE



Berber
MEL-OSTIA-BERBER



Blanc Gris
MEL-OSTIA-BLANCGR


All sizes noted are nominal.
*Mosaics are mesh mounted.



Latte
MEL-PALERMO-LATTE



Sand
MEL-PALERMO-SAND



Berber
MEL-PALERMO-BERBER

All sizes noted are nominal.
*Mosaics are mesh mounted.



Latte

MEL-PROVENC-LATTE



Blanc Gris

MEL-PROVENC-BLANCGR



Jaune Noir

MEL-PROVENC-JAUNENO

All sizes noted are nominal.
*Mosaics are mesh mounted.



Latte
MEL-SEVILLA-LATTE




Blanc Gris
MEL-SEVILLA-BLANCGR



Noir Rouge
MEL-SEVILLA-NOIRROU

All sizes noted are nominal.
*Mosaics are mesh mounted.



Latte

MEL-TANGIER-LATTE



Berber

MEL-TANGIER-BERBER



Blanc Gris

MEL-TANGIER-BLANCGR


All sizes noted are nominal.
*Mosaics are mesh mounted.



Luberon Limestone
MEL-HERRING-LUBERON



Gris Limestone
MEL-HERRING-GRIS



Noir Marble
MEL-HERRING-NOIR


All sizes noted are nominal.
*Mosaics are mesh mounted.



Luberon Limestone
MEL-PICKT-LUBERON



Gris Limestone
MEL-PICKT-GRIS



Noir Marble
MEL-PICKT-NOIR

All sizes noted are nominal.



Luberon Limestone
MEL-3X10-LUBERON



Gris Limestone
MEL-3X10-GRIS



Noir Marble
MEL-3X10-NOIR

All sizes noted are nominal.



Luberon Limestone
MEL-4X4FLD-LUBERON



Gris Limestone
MEL-4X4FLD-GRIS



Noir Marble
MEL-4X4FLD-NOIR

All sizes noted are nominal.



Blanco Puro
MEL-4X4FLD-BLANPUR



Latte
MEL-4X4FLD-LATTE



Berber
MEL-4X4FLD-BERBER



Peltro
MEL-4X4FLD-PELTRO

All sizes noted are nominal.



Blonde Cotto
MEL-4X4FLD-BLONCOT



Rouge Cotto
MEL-4X4FLD-ROUGCOT

All sizes noted are nominal.

Trim 1/2" x 5" - Terracotta + Zellige

Available Colors



Blanco Puro
MEL-TRIM-BLANPUR



Latte
MEL-TRIM-LATTE



Berber
MEL-TRIM-BERBER



Blonde Cotto
MEL-TRIM-BLONCOT



Rouge Cotto
MEL-TRIM-ROUGCOT



Peltro
MEL-TRIM-PELTRO

Trim 1/2" x 5" - Stone

Available Colors



Luberon Limestone
MEL-TRIM-LUBERON



Gris Limestone
MEL-TRIM-GRIS



Noir Marble
MEL-TRIM-NOIR

All sizes noted are nominal.

Material & Usage Overview

This is a summary for quick reference. See pages 19, 20 & 21 for more details.

Material					Wall Application					Floor Application				
Pattern	Color	Stone	Terracotta	Zellige	Interior Wall/ Backsplash	Steam Shower	Shower Floor	Shower Wall	Exterior Wall	Light Residential	Residential	Light Commercial	Medium Commercial	More Info On Page #
FIELD														
3" x 10"	Gris	•			•			•	•	•	•	•	•	19
3" x 10"	Luberon	•			•			•	•	•	•	•	•	19
3" x 10"	Noir	•			•			•	•	•	•	•	•	19
Herringbone	Gris	•			•			•	•	•	•	•	•	19
Herringbone	Luberon	•			•			•	•	•	•	•	•	19
Herringbone	Noir	•			•			•	•	•	•	•	•	19
Picket 4" x 10"	Gris	•			•			•	•	•	•	•	•	19
Picket 4" x 10"	Luberon	•			•			•	•	•	•	•	•	19
Picket 4" x 10"	Noir	•			•			•	•	•	•	•	•	19
4" x 4" Field	Berber			•	•			•	•	•				20
4" x 4" Field	Blanco Puro			•	•			•	•	•				20
4" x 4" Field	Blonde Cotto		•		•			•	•	•		•		20
4" x 4" Field	Gris	•			•			•	•	•	•	•	•	19
4" x 4" Field	Latte			•	•			•	•	•				20
4" x 4" Field	Luberon	•			•			•	•	•	•	•	•	19
4" x 4" Field	Noir	•			•			•	•	•	•	•	•	19
4" x 4" Field	Peltro			•	•			•	•	•				20
4" x 4" Field	Rouge Cotto		•		•			•	•	•		•		20
TRIM														
Trim	Berber			•	•			•	•					20
Trim	Blanco Puro			•	•			•	•					20
Trim	Blonde Cotto		•		•			•	•					20
Trim	Gris	•			•			•	•					19
Trim	Latte			•	•			•	•					20
Trim	Luberon	•			•			•	•					19
Trim	Noir	•			•			•	•					19
Trim	Peltro			•	•			•	•					20
Trim	Rouge Cotto		•		•			•	•					20
MOSAICS (With Multiple Materials)														
Carthage	Berber	•	•		•			•	•	•	•	•		21
Carthage	Latte	•	•	•	•			•	•	•	•	•		21
Carthage	Sable	•		•	•			•	•	•	•	•		21
Ostia	Berber	•	•		•			•	•	•	•	•		21
Ostia	Blanc Gris	•		•	•			•	•	•	•	•		21
Ostia	Latte	•	•	•	•			•	•	•	•	•		21
Palermo	Berber	•	•		•			•	•	•	•	•		21
Palermo	Latte	•		•	•			•	•	•	•	•		21
Palermo	Sand		•	•	•			•	•	•	•	•		21
Provence	Blanc Gris	•		•	•			•	•	•	•	•		21
Provence	Jaune Noir	•	•		•			•	•	•	•	•		21
Provence	Latte	•		•	•			•	•	•	•	•		21
Sevilla	Blanc Gris	•		•	•			•	•	•	•	•		21
Sevilla	Latte	•		•	•			•	•	•	•	•		21
Sevilla	Noir Rouge	•	•		•			•	•	•	•	•		21
Tangier	Berber	•	•	•	•			•	•	•	•	•		21
Tangier	Blanc Gris	•		•	•			•	•	•	•	•		21
Tangier	Latte	•	•	•	•			•	•	•	•	•		21

Variation, Usage & Technical Information - Natural Stone

Variation

Mélange Natural Stone tiles are products of nature and no two tiles will look exactly alike. Please accept the following characteristics, which are intended and part of the product's appeal.

- Variation in color
- Variation in veining
- Appearance of fossils and other inclusions
- Variation in movement of color and grain size
- Slight variation in surface finish

Variation between samples and tiles received is possible, as handmade techniques of glazing make shade and color variation an inherent part of the product. Samples received before shipments should be considered indicative of color only. Driftwood Design Lab will not honor any claims made for these characteristics listed above if claimed as defects.

Mélange Limestone + Marble Tile - Recommended Usage			
Wall Application		Suitable	
Interior Wall/Backsplash		Yes*	
Fireplace/Cooktop Surround		Yes**	
Shower Wall		Yes*	
Steam Shower		No	
Exterior Wall		Yes***	
Pool, Spa or Water Feature (fully submerged)		No	
Floor Application		Interior	Exterior
Shower		No	No
Residential		Yes	Yes*, ***
Light Commercial		Yes	Yes*, ***
Medium Commercial		Yes	Yes*, ***
Application Notes		Floor Application Definitions	
<p>* With proper sealing and maintenance per setting material and sealer manufacturer recommendations.</p> <p>** Acceptable for limited and sporadic exposure near open flame or heat source, including fireplace wall/cooktop surround. It is not recommended for placement inside a firebox.</p> <p>*** ONLY acceptable in non-freeze thaw climates unless otherwise stated by setting material and sealer manufacturer in writing.</p>		<p><u>Light Residential</u> - For residential areas with light foot traffic. It can include a bathroom, bedroom, formal dining, and living room. Please note the following: suitable for soft soled shoes, hard soled shoes and heels should be avoided. The floor must be kept clean from abrasive debris (gravel, mud, salt, etc.) Immediately clean all stains.</p> <p><u>Residential</u> - For residential areas with continuous foot traffic. It can include entry, hallway, kitchen, foyer, laundry, and mud rooms. Please note the following: the floor must be kept clean from abrasive debris (sand, gravel, mud, salt, etc.) Immediately clean all stains.</p> <p><u>Light Commercial</u> - For commercial areas with light foot traffic. It can include commercial offices, doctor's offices, and boutiques. Please note the following: The floor must be kept clean from abrasive debris (sand, gravel, mud, salt, etc.) Immediately clean all stains.</p>	
Notes			
<p>Since variations are common in natural stone tile, we recommend final selection be made from an actual tile mock-up. To achieve optimal results in shading, layout and design, tile should be randomly selected from multiple boxes during installation. We recommend a minimum of 10% overage on all orders. Installation constitutes acceptance. We advise retaining control samples to aid in color matching if additional material is required (match not guaranteed).</p> <p>MAINTENANCE - Please see Laticrete MCI-118, routine cleaning can be done with light duty, diluted close to neutral pH detergent cleaner or any non-abrasive cleaning solutions.</p>			

Mélange Installation Guidelines include important methods that if not followed may result in an unsatisfactory installation. For installation instructions, please visit: [DriftwoodDesignLab.com](https://www.driftwooddesignlab.com)

Variation, Usage & Technical Information - Terracotta Field/Zellige Field

Variation

Terracotta and Zellige tiles are made entirely by hand, and each piece/sheet will show variation in color and texture. The following characteristics are intended in this product and are part of its overall aesthetic.

- Chips off the surface of the tile, exposing clay underneath
- Uneven edging of the tile
- Wide variation in color and shade
- Lime pops that expose the substrate
- Thickness variation
- Size variation from piece to piece

Variation between samples and tiles received is possible, as handmade techniques of glazing make shade and color variation an inherent part of the product. Samples received before shipments should be considered indicative of color only. Driftwood Design Lab will not honor any claims made for these characteristics listed above if claimed as defects.

Mélange Cotto Tile (Rouge and Blonde) + Zellige Tile - Recommended Usage			
Wall Application		Suitable	
Interior Wall/Backsplash		Yes*	
Fireplace/Cooktop Surround		Yes**	
Shower Wall***		Yes*	
Steam Shower		No	
Exterior Wall		Yes***	
Pool, Spa or Water Feature (fully submerged)		No	
Floor Application		Interior	Exterior
Shower		No	No
Light Residential		Yes	Yes*, ***
Residential (Cotto only, not Zellige)		Yes	Yes*, ***
Light Commercial (Cotto only, not Zellige)		Yes	Yes*, ***
Application Notes		Floor Application Definitions	
<p>* With proper sealing and maintenance per setting material and sealer manufacturer recommendations.</p> <p>** Acceptable for limited and sporadic exposure near open flame or heat source, including fireplace wall/cooktop surround. It is not recommended for placement inside a firebox.</p> <p>*** ONLY acceptable in non-freeze thaw climates unless otherwise stated by setting material and sealer manufacturer in writing.</p> <p>Outdoor Residential Floors - Note: when used for an exterior floor Cotto + Zellige will develop a natural patina over time and is to be expected. Chipping, cracking and increased wear are natural when placed in an exterior environment.</p>		<p><u>Light Residential</u> - For residential areas with light foot traffic. It can include a bathroom, bedroom, formal dining, and living room. Please note the following: suitable for soft soled shoes, hard soled shoes and heels should be avoided. The floor must be kept clean from abrasive debris (gravel, mud, salt, etc.) Immediately clean all stains.</p> <p><u>Residential</u> - For residential areas with continuous foot traffic. It can include entry, hallway, kitchen, foyer, laundry, and mud rooms. Please note the following: the floor must be kept clean from abrasive debris (sand, gravel, mud, salt, etc.) Immediately clean all stains.</p> <p><u>Light Commercial</u> - For commercial areas with light foot traffic. It can include commercial offices, doctor's offices, and boutiques. Please note the following: The floor must be kept clean from abrasive debris (sand, gravel, mud, salt, etc.) Immediately clean all stains.</p>	
Notes			
<p>Since variations are common in handmade terracotta + Zellige tile, we recommend final selection be made from an actual tile mock-up. To achieve optimal results in shading, layout and design, tile should be randomly selected from multiple boxes during installation. We recommend a minimum of 10% overage on all orders. Installation constitutes acceptance. We advise retaining control samples to aid in color matching if additional material is required (match not guaranteed).</p> <p>MAINTENANCE - Please see Laticrete MCI-118, routine cleaning can be done with light duty, diluted close to neutral pH detergent cleaner or any non-abrasive cleaning solutions.</p>			

Mélange Installation Guidelines include important methods that if not followed may result in an unsatisfactory installation. For installation instructions, please visit: [DriftwoodDesignLab.com](https://www.driftwooddesignlab.com)

Variation, Usage & Technical Information - Mixed Material Mosaics

Variation

Mélange Mosaic tiles are made entirely by hand from Natural Stone, Terracotta and Zellige. Each piece/sheet will show variation in color and texture. The following characteristics are intended in this product and are part of its overall aesthetic.

- Chips off the surface of the tile, exposing clay underneath
- Uneven edging of the tile
- Wide variation in color and shade
- Lime pops that expose the substrate
- Thickness variation
- Size variation from piece to piece

Variation between samples and tiles received is possible, as handmade techniques of glazing make shade and color variation an inherent part of the product. Samples received before shipments should be considered indicative of color only. Driftwood Design Lab will not honor any claims made for these characteristics listed above if claimed as defects.

Mélange Mosaics - Recommended Usage			
Wall Application		Suitable	
Interior Wall/Backsplash		Yes*	
Fireplace/Cooktop Surround		Yes**	
Shower Wall		Yes*	
Steam Shower		No	
Exterior Wall		Yes***	
Pool, Spa or Water Feature (fully submerged)		No	
Floor Application		Interior	Exterior
Shower		No	No
Light Residential		Yes	Yes*, ***
Residential		Yes	Yes*, ***
Light Commercial		Yes	Yes*, ***
Application Notes		Floor Application Definitions	
<p>* With proper sealing and maintenance per setting material and sealer manufacturer recommendations.</p> <p>** Acceptable for limited and sporadic exposure near open flame or heat source, including fireplace wall/cooktop surround. It is not recommended for placement inside a firebox.</p> <p>*** ONLY acceptable in non-freeze thaw climates unless otherwise stated by setting material and sealer manufacturer in writing.</p> <p><i>Outdoor Residential Floors - Note: when used for an exterior floor Mélange Mosaics will develop a natural patina over time and is to be expected. Chipping, cracking and increased wear are natural when placed in an exterior environment.</i></p>		<p><u>Light Residential</u> - For residential areas with light foot traffic. It can include a bathroom, bedroom, formal dining, and living room. Please note the following: suitable for soft soled shoes, hard soled shoes and heels should be avoided. The floor must be kept clean from abrasive debris (gravel, mud, salt, etc.) Immediately clean all stains.</p> <p><u>Residential</u> - For residential areas with continuous foot traffic. It can include entry, hallway, kitchen, foyer, laundry, and mud rooms. Please note the following: the floor must be kept clean from abrasive debris (sand, gravel, mud, salt, etc.) Immediately clean all stains.</p> <p><u>Light Commercial</u> - For commercial areas with light foot traffic. It can include commercial offices, doctor's offices, and boutiques. Please note the following: The floor must be kept clean from abrasive debris (sand, gravel, mud, salt, etc.) Immediately clean all stains.</p>	
Notes			
<p>Since variations are common in handmade mosaic tiles, we recommend final selection be made from an actual tile mock-up. To achieve optimal results in shading, layout and design, tile should be randomly selected from multiple boxes during installation. We recommend a minimum of 10% overage on all orders. Installation constitutes acceptance. We advise retaining control samples to aid in color matching if additional material is required (match not guaranteed).</p> <p>MAINTENANCE - Please see Laticrete MCI-118, routine cleaning can be done with light duty, diluted close to neutral pH detergent cleaner or any non-abrasive cleaning solutions.</p>			

Mélange Installation Guidelines include important methods that if not followed may result in an unsatisfactory installation. For installation instructions, please visit: [DriftwoodDesignLab.com](https://www.driftwooddesignlab.com)



DRIFTWOOD
DESIGN LAB